

D2876

MAN marine engines for medium duty applications.

Powered by MAN.

MAN Nutzfahrzeuge Group



Full speed ahead.

Typical applications for medium duty boats cover goods and passenger transportation as well as escort and patrol duties at sea. MAN marine diesel engines perform these tasks reliably and efficiently with high power outputs. With ratings from 379 to 1 400 mhp they have powerful acceleration and high tractive power. MAN engines meet the current emission standards and are environmentally friendly. The worldwide service network ensures minimal maintenance effort and a customer-oriented service.

Engine description D2876.

Characteristics

Cylinders and arrangement	6 cylinders in-line
Operation mode	watercooled 4-stroke diesel engine exhaust turbocharger with intercooler boost pressure control with waste gate
Number of valves	4 valves per cylinder
Fuel injection	Direct injection
Fuel system	Bosch injection pump
Engine block	High-strength casting with integrated oil and water ducts and replaceable cylinder liners
Engine lubrication	Closed system with forced feeding, oil cooling and filtering
Type of cooling	Seawater cooled heat exchanger
Engine electric	Electronic injection control Electronic engine monitoring including diagnostic unit
Exhaust gas status	IMO/MARPOL 73/78, 94/25/EC (RCD) On request: ZKR, SAV and BSO for commercial applications
Fuel	DMX fuel to ISO 8217, DIN EN 590

Dimensions D2876		LE402
A-Overall width of engine	mm	882
B-Overall length of engine	mm	1 608
C-Overall height of engine - flat oil pan	mm	966
- deep oil pan	mm	1 068
D-Top of engine to crankshaft centre	mm	652
E-Length of engine from front end to edge of flywheel housing	mm	1 320
Weight (dry)	kg	1 290

For detailed examinations of installation dimensions, please order drawings from our factory.

MAN engines have outstanding qualities

- High tractive power even at low speeds
- Powerful acceleration and rapid reaction to commands
- High performance combined with low weight
- Compact, space-saving design
- Low emission values
- High efficiency owing to low fuel consumption
low running costs and long service life
- World-wide service network with rapid supply of
spare parts

Technical data D2876

Type of engine		LE402
Bore	mm	128
Stroke	mm	166
Displacement	l	12.8
Compression ratio		15.5:1
Rotation looking on flywheel		left
Flywheel housing		SAE 1
Maximum output ¹	kW (mhp)	412 (560)
Rated speed	rpm	2 100
Torque at rated speed	Nm	1 874
Maximum torque	Nm	2 150
at speed	rpm	1 200 - 1 600
Specific fuel consumption ²	g/kWh	222
Fuel consumption ²	l/h	109
Classifiable		√

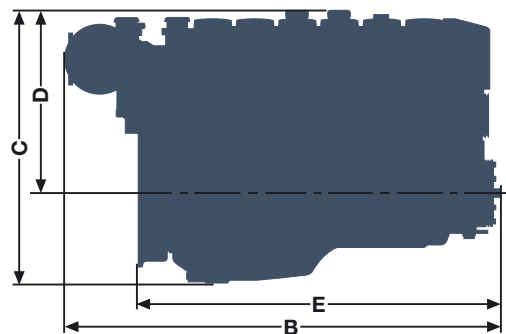
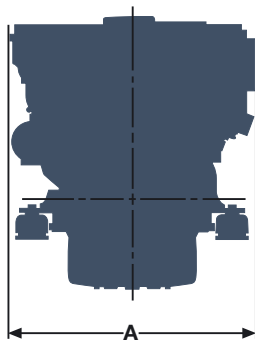
¹The ratings are for medium duty operations. ²Consumption at rated power.

Definition of medium duty operation

Annual operating hours	≤ 3 000
Percentage of time at full load	≤ 50 %
Average load application	≤ 70 %
Particular operating conditions	no wide-open throttle below rated speed

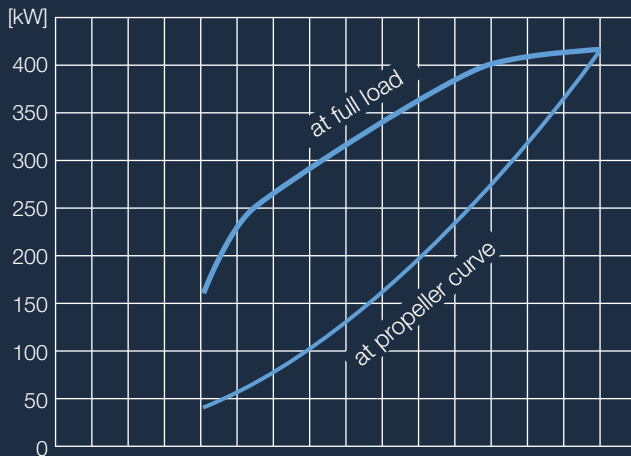
Typical applications

Escort boats and Pilot boats
Fishing boats
Passenger boats and Ferries
Cruising vessels
Seagoing patrol boats

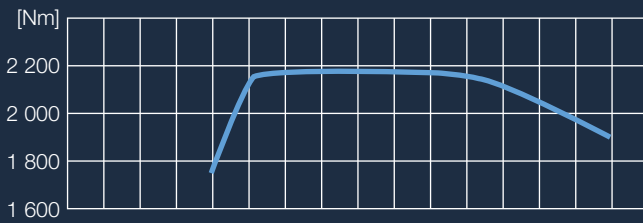


Power charts D2876.

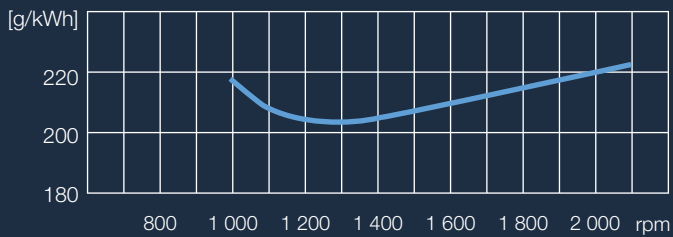
Power



Torque



Specific fuel consumption (full load)



■ D 2876 LE 402 (412 kW, 2 100 rpm)

D 114.459/E · mu 03094 · Printed in Germany

Text and illustrations are not binding.

We reserve the right to make modifications in the course of technical progress.

MAN Nutzfahrzeuge AG
Engines & Components
Dept. SEM
Vogelweiherstr. 33
90441 Nuremberg, Germany

www.man-engines.com
marinemotor@de.man-mn.com

